



You can connect to your desktop by using the VMware Horizon View Client or through the browser. The VMware Horizon View Client offers better performance and features.

Used to download latest view client to access MetroView desktop from a permanent location. Takes user to VMware download page. Select correct download corresponding to computers operating system.



Used to access MetroView Session temporarily from any web browser. Good for quick access or vendor access

To see the full list of VMware Horizon View Clients, click [here](#).  
For help with VMware Horizon View, click [here](#).

**Select Version:** VMware Horizon Clients for Windows, Mac, iOS, Linux, and Android allow you to connect to your VMware Horizon virtual desktop from your device of choice giving you on-the-go access from any location.

4.0 ▼

[Read More](#)

[Documentation](#)

[VMware View Mobile Client Privacy](#)

[Horizon View Community](#)

[How to get the Horizon \(with View\) Client for Linux](#)

Product Downloads

Drivers & Tools

Open Source

Custom ISOs

| Product                                    | Release Date |
|--|--------------|
| > VMware Horizon Client for Windows        |              |
| > VMware Horizon Client for Windows 10 UWP |              |
| > VMware Horizon Client for Mac            |              |
| > VMware Horizon Client for Linux          |              |
| > VMware Horizon Client for iOS            |              |
| > VMware Horizon Client for Android        |              |

Choose the correct download corresponding to the device you are attempting to load the client.

Select Version 4.3.0 ▼  
Description The VMware Horizon Client for Windows  
Documentation [Release Notes](#)  
Release Date 2016-12-08  
Type Product Binaries




Select the latest version to download

Product Downloads Drivers & Tools Open Source Custom ISOs ?

### Product/Details

The VMware Horizon client for Windows  
File size: 63.60 MB  
File type: exe file  
[Read More](#)

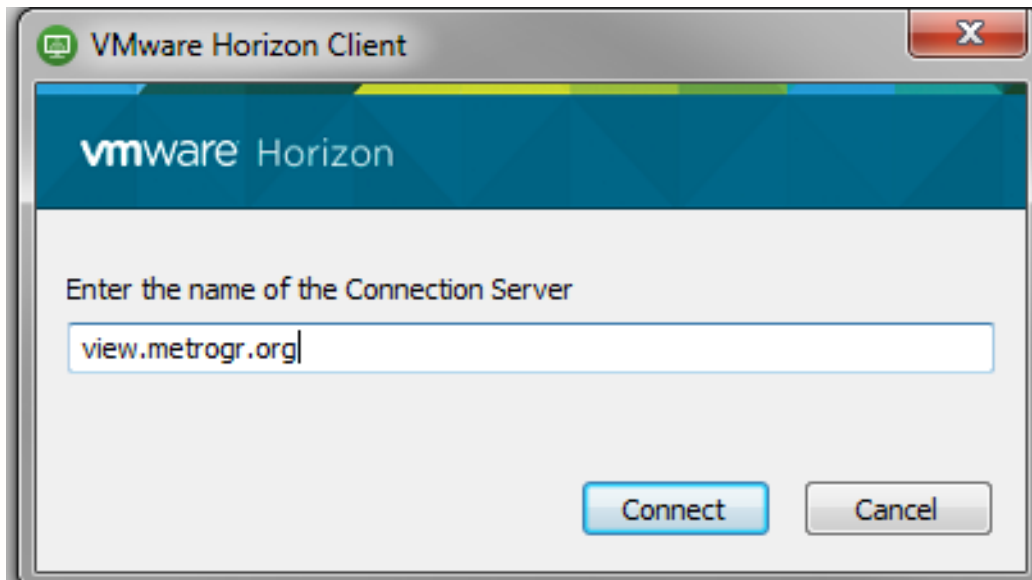
Download



Select download




METRO HEALTH  
UNIVERSITY OF MICHIGAN HEALTH



After clicking through routine load boxes, you will be asked to enter the corresponding Connection Server.

Type: [view.metrogr.org](http://view.metrogr.org)



After the load is complete, you will see a VMware icon on your desktop.  
\*Note: Icon may differ depending on version of your computer and latest update from VMware.

If you have any difficulty with the installation, contact the Metro Service Desk at 1-616-252-7378.